

## COBRA BOARD

### Instructions For Use



#### General Description:

The Cobra Board is a patient positioning device used to position the patient's left arm across the body so that the physician can gain access to the radial artery from the right side of the operating table.

#### Intended Use:

Cobra board is used to hold the left arm in static position during left arm radial catheterization procedures.



#### Instructions:

1. Insert the carbon fiber board under the mattress on the operation table roughly between the patient's shoulder and elbow. Slide the board until the gooseneck is within 3" from the edge of the table.
2. Place a sterile plastic cover over the cuff.
3. Bend the gooseneck such that the cuff is approximately level with the patient's triceps. Rotate the cuff by adjusting the gooseneck of the Cobra Board so that the curve matches the angle of the patient's arm.
4. While holding the patient's arm in place, slide the board in towards the mattress until the cuff is pressing against the triceps.
5. Gently release the patient's arm and ensure that the board, gooseneck, and cuff are secure and will not drift during the procedure.
6. Once the procedure is complete, slide the device out from under the mattress.
7. Remove and discard the plastic cover.



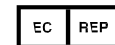
#### Cleaning:

Cobra Board can be cleaned using standard hospital protocol.

	Do not use if product is damaged
<b>RX ONLY:</b>	Caution: Federal Law (US) restricts device sale by or on the order of a physician
	Not made in presence of natural rubber latex



TZ Medical, Inc.  
17750 SW Upper Boones Ferry Rd.  
Suite #150  
Portland, OR 97224  
800.944.0187  
www.tzmedical.com



**EU Authorized Representative:**  
CEPartner4U  
Esdoonlaan 13  
3951 DB Maarn The  
Netherlands  
www.cepartner4u.eu